

Scaled data based on original data using
LM-79-08 Approved Method: Electrical and Photometric Measurements of Solid-
State Lighting Products

Test Report Prepared for
Cooper Lighting Solutions
(formerly Eaton)

Brand: INVUE

Report Number: P671462

Luminaire Tested: **CCP-SA-2A-840-U-SL3**

Issue Date: 04/16/2023



Test Information

Test Method: LM-79-08
Report Number: P671462
Test Lab: INNOVATION CENTER(G1)
Issue Date: 04/16/2023
Manufacturer: COOPER LIGHTING SOLUTIONS (FORMERLY EATON)
Product Line: INVUE
Catalog Number: CCP-SA-2A-840-U-SL3
Description: INVUE CLEAR CURVE POLE MOUNT LIGHT SQUARE LUMINAIRE @350mA w/ SL3 distribution lens
Light Source: (32) 4000K CCT, 80 CRI LEDS
Ballast/Driver: ELECTRONIC DRIVER

Summary

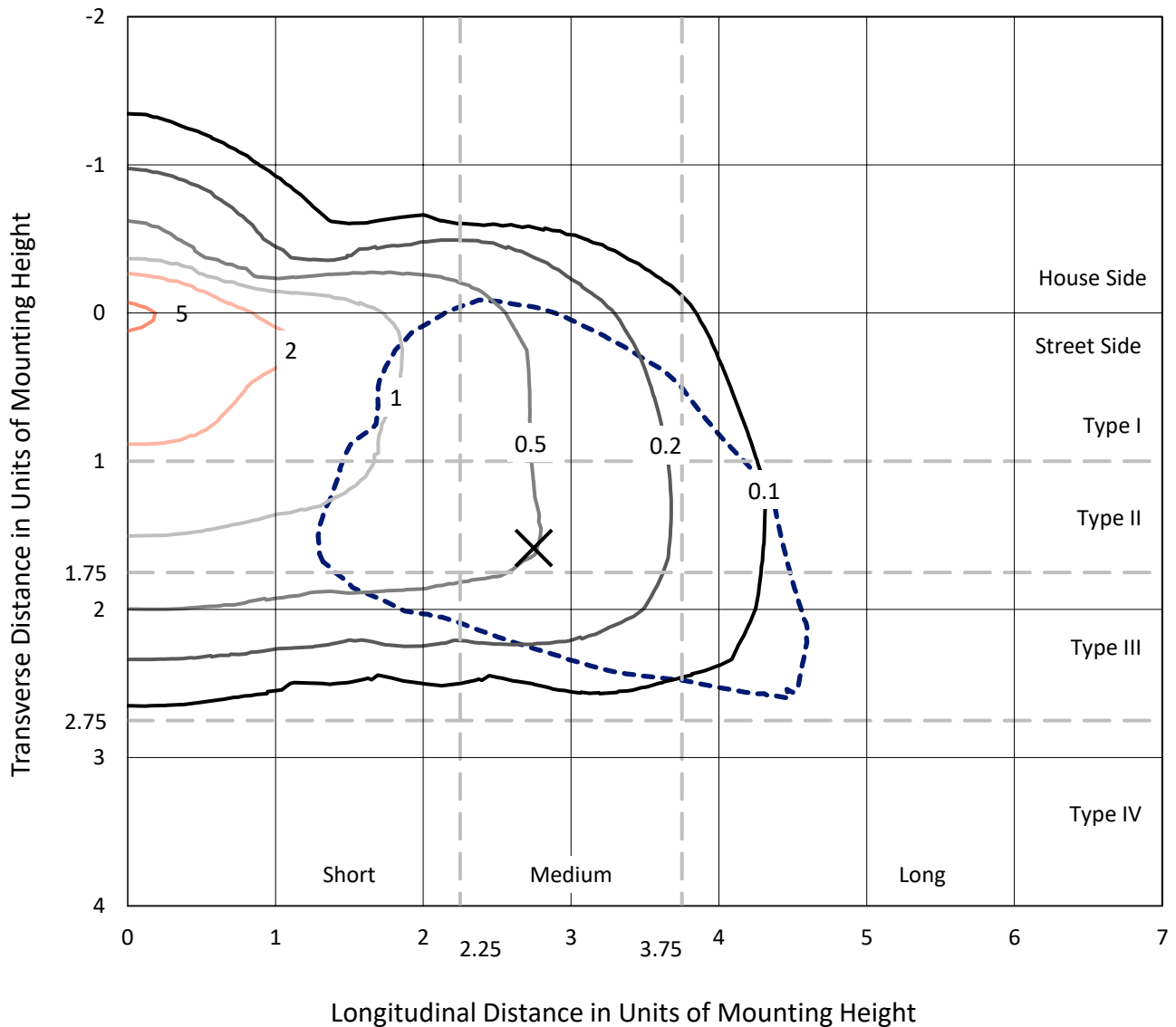
Lumens per Lamp: N/A
Luminaire Lumens: 4612.6 lumens
Efficiency: N/A
Efficacy: 127.4 lumens/watt
Luminous Opening: Rectangular (W 1' x L: 1' x H: 0')
IES Classification: Type III - Medium
BUG Rating: B1 - U0 - G2

Input Watts (W): 36.2
Input Voltage (V): 120
Input Current (Ain): NR
Voltage Rise (V): NR
Power Factor: NR
Total Harmonic Distortion (THDi): NR
Frequency (hertz): 60
Stabilization Time: NR
Operation Time: NR
Ambient Temperature (°C): NR
Test Distance: 25 FT

REPORT NUMBER: P671462
 CATALOG NUMBER: CCP-SA-2A-840-U-SL3

Iso-Footcandle Lines of Horizontal Illumination

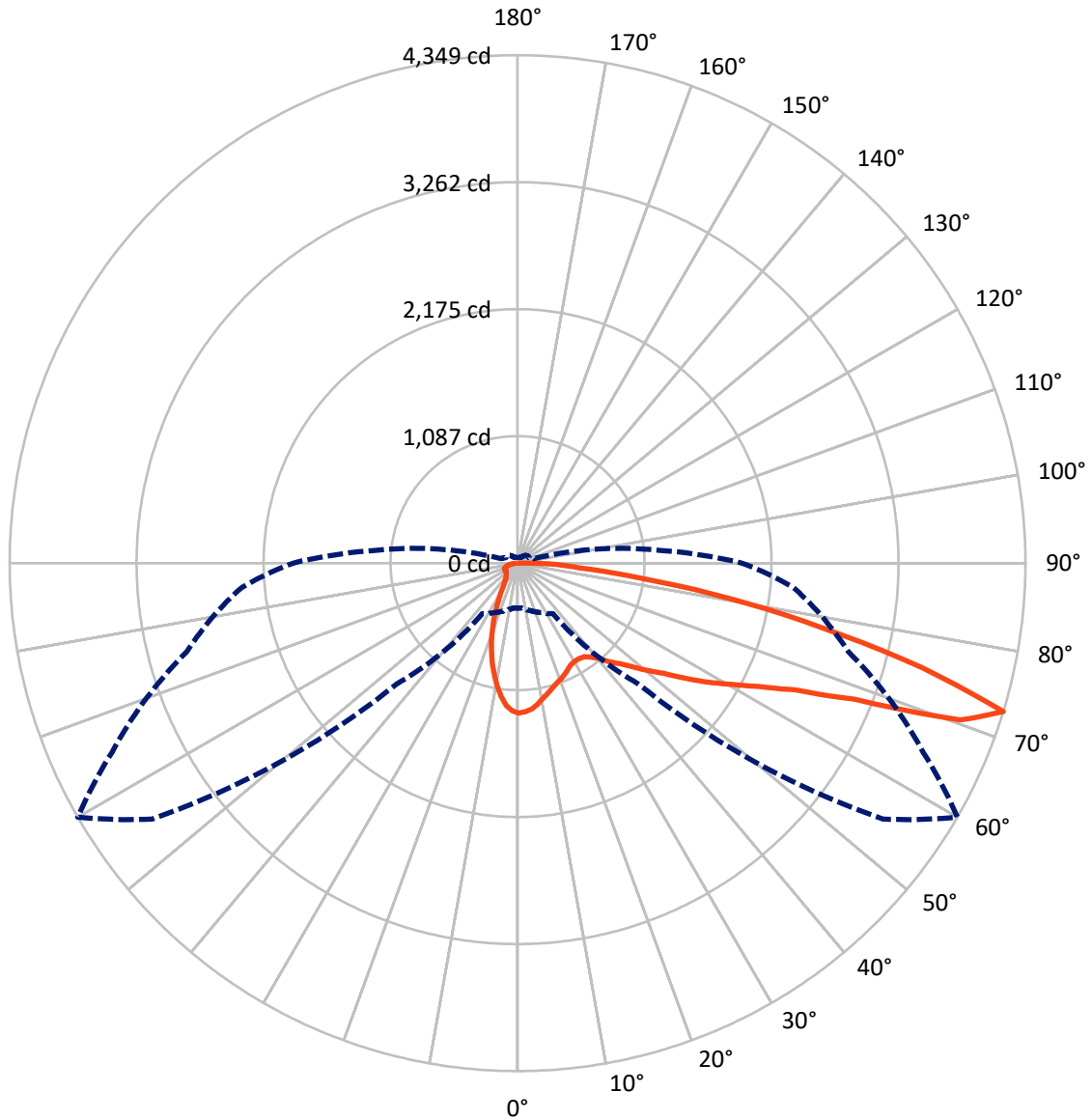
× Max cd
 - - - 1/2 Max cd



Based on 15 foot mounting height. Maximum calculated value = 5.7 fc
 Type III - Medium - N/A

REPORT NUMBER: P671462
CATALOG NUMBER: CCP-SA-2A-840-U-SL3

Luminous Intensity Polar Plot



— Vertical Plane Through 60-Deg Lateral - - - Horizontal Cone Through 72.5-Deg Vertical

REPORT NUMBER: P671462

CATALOG NUMBER: CCP-SA-2A-840-U-SL3

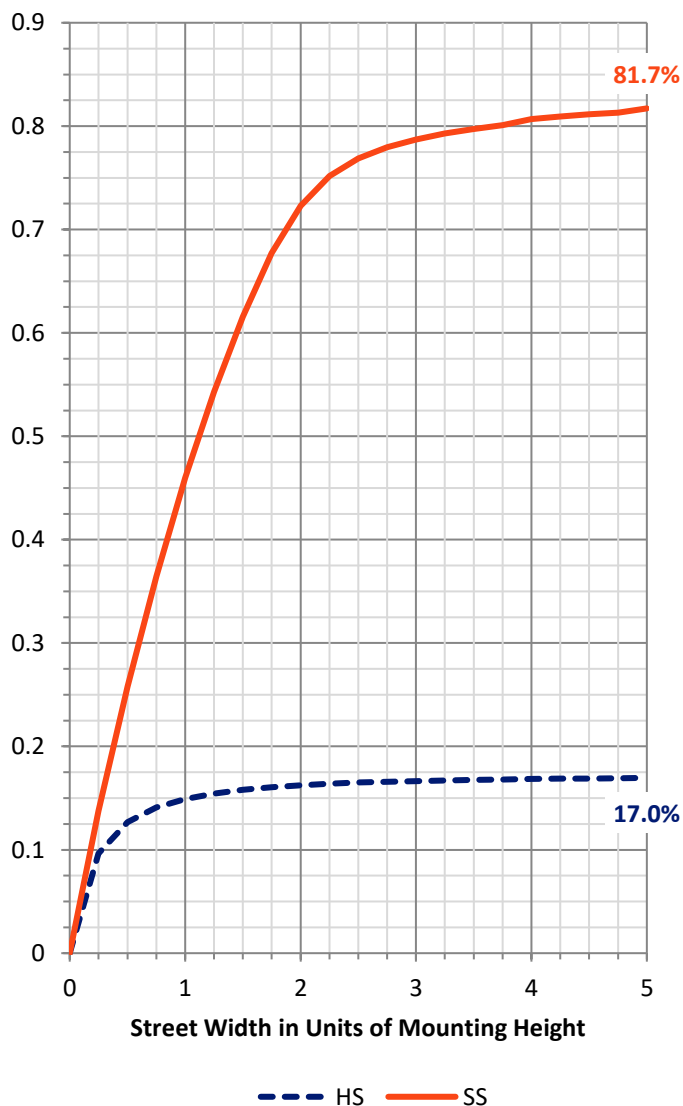
FLUX DISTRIBUTION:

		Downward	Upward	Total
House Side	Lumens	792.4	0.0	792.4
	% Fixture	17.2	0.0	17.2
Street Side	Lumens	3820.2	0.0	3820.2
	% Fixture	82.8	0.0	82.8
Total	Lumens	4612.6	0.0	4612.6
	% Fixture	100.0	0.0	100.0

Coefficient of Utilization

ZONAL LUMENS:

Zone	Lumens	% Fixture
0°-10°	111.3	2.4
10°-20°	252.4	5.5
20°-30°	323.1	7.0
30°-40°	413.3	9.0
40°-50°	566.9	12.3
50°-60°	819.9	17.8
60°-70°	1124.8	24.4
70°-80°	844.0	18.3
80°-90°	156.9	3.4
90°-100°	0.0	0.0
100°-110°	0.0	0.0
110°-120°	0.0	0.0
120°-130°	0.0	0.0
130°-140°	0.0	0.0
140°-150°	0.0	0.0
150°-160°	0.0	0.0
160°-170°	0.0	0.0
170°-180°	0.0	0.0
0°-90°	4612.6	100.0
0°-180°	4612.6	100.0



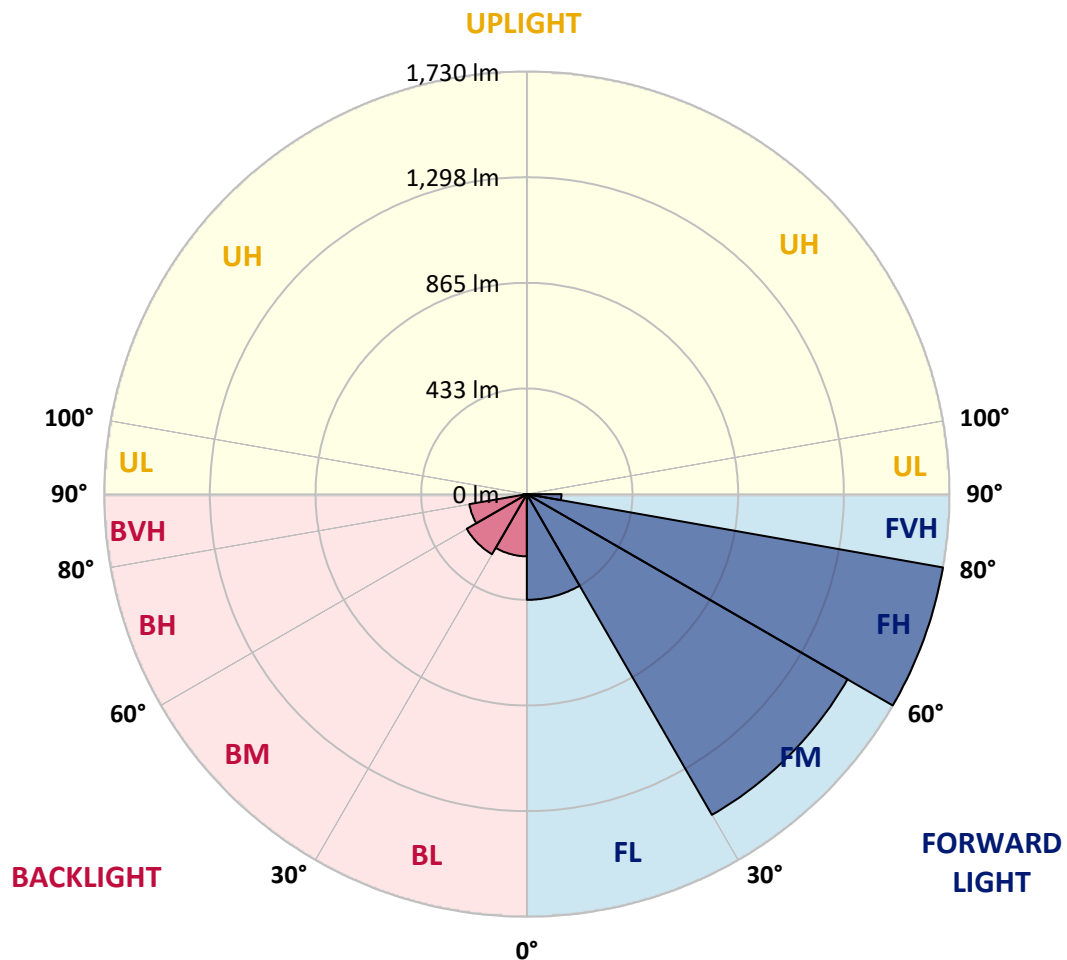
REPORT NUMBER: P671462
 CATALOG NUMBER: CCP-SA-2A-840-U-SL3

LUMINAIRE CLASSIFICATION SYSTEM LUMEN TABLE AND BUG RATING:

Zone	Lumens	% Fixture	Zone Rating/Lumen Limit		
			B	U	G
FL (0°-30°)	432.5	9.4			
FM (30°-60°)	1516.1	32.9			
FH (60°-80°)	1730.0	37.5			G1/1800
FVH (80°-90°)	141.6	3.1			G2/225
BL (0°-30°)	254.4	5.5	B1/500		
BM (30°-60°)	284.0	6.2	B1/1000		
BH (60°-80°)	238.8	5.2	B1/500		G1/500
BVH (80°-90°)	15.3	0.3			G1/100
UL (90°-100°)	0.0	0.0		U0/0	
UH (100°-180°)	0.0	0.0		U0/0	

BUG Rating: B1-U0-G2

Type III Medium





REPORT NUMBER: P671462

CATALOG NUMBER: CCP-SA-2A-840-U-SL3

CANDELA DISTRIBUTION (FULL):

	0°	5°	15°	25°	35°	45°	55°	60°	65°	75°	85°
0°	1284.4	1284.4	1284.4	1284.4	1284.4	1284.4	1284.4	1284.4	1284.4	1284.4	1284.4
2.5°	1256.9	1268.9	1272.4	1272.4	1282.7	1270.6	1287.8	1274.1	1277.5	1282.7	1279.2
5°	1196.8	1217.4	1205.4	1227.7	1219.1	1234.6	1255.2	1255.2	1250.0	1260.3	1251.8
7.5°	1138.4	1131.6	1152.2	1152.2	1165.9	1186.5	1203.7	1220.8	1222.6	1226.0	1224.3
10°	1059.4	1068.0	1078.3	1092.1	1109.2	1129.8	1165.9	1179.6	1183.1	1203.7	1198.5
12.5°	994.2	1006.2	1013.1	1040.5	1056.0	1085.2	1126.4	1145.3	1147.0	1176.2	1176.2
15°	946.1	953.0	968.4	978.7	1013.1	1054.3	1093.8	1111.0	1129.8	1160.7	1152.2
17.5°	913.5	922.1	928.9	942.7	975.3	1009.6	1071.5	1081.8	1104.1	1148.7	1138.4
20°	894.6	896.3	906.6	915.2	944.4	977.0	1032.0	1059.4	1088.6	1128.1	1117.8
22.5°	898.0	891.2	889.4	901.5	906.6	937.5	1004.5	1033.7	1074.9	1121.3	1104.1
25°	904.9	906.6	903.2	892.9	894.6	922.1	966.7	1004.5	1050.9	1119.5	1085.2
27.5°	922.1	930.7	916.9	906.6	896.3	906.6	953.0	980.5	1032.0	1128.1	1083.5
30°	939.2	947.8	944.4	928.9	908.3	904.9	937.5	971.9	1021.7	1135.0	1083.5
32.5°	965.0	977.0	965.0	970.1	946.1	930.7	942.7	973.6	1032.0	1159.0	1085.2
35°	994.2	1004.5	1007.9	995.9	990.8	961.6	968.4	983.9	1042.3	1186.5	1102.4
37.5°	1026.8	1038.8	1049.1	1050.9	1033.7	1016.5	1013.1	1021.7	1068.0	1234.6	1121.3
40°	1049.1	1056.0	1076.6	1093.8	1098.9	1074.9	1073.2	1073.2	1114.4	1277.5	1155.6
42.5°	1086.9	1083.5	1112.7	1143.6	1152.2	1138.4	1141.9	1155.6	1179.6	1339.3	1210.5
45°	1105.8	1102.4	1136.7	1188.2	1227.7	1220.8	1224.3	1229.4	1251.8	1437.2	1303.3
47.5°	1131.6	1135.0	1184.8	1243.2	1284.4	1308.4	1327.3	1325.6	1342.8	1536.8	1406.3
50°	1157.3	1164.2	1224.3	1286.1	1358.2	1399.4	1426.9	1445.8	1463.0	1641.5	1524.8
52.5°	1207.1	1214.0	1280.9	1347.9	1440.6	1500.7	1569.4	1567.7	1569.4	1746.3	1643.2
55°	1279.2	1280.9	1320.4	1397.7	1523.0	1632.9	1727.4	1737.7	1708.5	1876.8	1778.9
57.5°	1361.6	1368.5	1402.9	1461.2	1588.3	1760.0	1904.2	1924.8	1845.9	1983.2	1902.5
60°	1438.9	1444.1	1497.3	1564.3	1701.6	1919.7	2082.8	2106.9	2021.0	2113.7	2031.3
62.5°	1351.3	1377.1	1471.5	1624.4	1900.8	2161.8	2309.5	2324.9	2191.0	2245.9	2168.7
65°	1081.8	1098.9	1234.6	1481.8	1914.5	2601.4	2659.8	2618.5	2424.5	2415.9	2376.4
67.5°	602.7	616.4	709.2	968.4	1612.3	2766.2	3413.6	3111.3	2786.8	2671.8	2658.0
70°	475.6	479.1	491.1	544.3	894.6	2438.3	4007.7	4021.4	3379.2	3023.8	2718.1
72.5°	386.3	384.6	420.7	467.0	528.9	1463.0	3820.5	4349.4	3832.5	2931.1	2367.9
75°	295.3	300.5	346.8	413.8	484.2	688.5	2850.4	3578.4	3590.4	2731.9	1997.0
77.5°	224.9	226.7	278.2	365.7	473.9	485.9	1859.6	2666.6	2678.6	2115.4	1100.6
80°	168.3	168.3	211.2	309.1	461.9	448.2	1145.3	1849.3	1674.2	743.5	240.4
82.5°	96.2	103.0	140.8	235.2	419.0	431.0	645.6	1059.4	707.4	202.6	111.6
85°	51.5	53.2	85.9	158.0	345.1	412.1	492.8	527.1	281.6	108.2	51.5
87.5°	18.9	18.9	39.5	80.7	218.1	305.6	391.5	336.5	161.4	49.8	25.8
90°	0.0	0.0	0.0	0.0	0.0	0.0	0.0	0.0	0.0	0.0	0.0



REPORT NUMBER: P671462
 CATALOG NUMBER: CCP-SA-2A-840-U-SL3

CANDELA DISTRIBUTION (continued):

	90°	95°	105°	115°	125°	135°	145°	155°	165°	175°	180°
0°	1284.4	1284.4	1284.4	1284.4	1284.4	1284.4	1284.4	1284.4	1284.4	1284.4	1284.4
2.5°	1282.7	1275.8	1270.6	1275.8	1256.9	1248.3	1258.6	1253.5	1243.2	1238.0	1234.6
5°	1256.9	1248.3	1239.7	1234.6	1214.0	1193.4	1183.1	1162.5	1145.3	1150.4	1140.1
7.5°	1229.4	1220.8	1195.1	1171.0	1129.8	1088.6	1069.7	1040.5	1030.2	1021.7	1016.5
10°	1195.1	1179.6	1140.1	1092.1	1032.0	985.6	937.5	903.2	867.1	851.7	856.8
12.5°	1152.2	1143.6	1081.8	1007.9	923.8	846.5	789.9	734.9	686.8	661.1	654.2
15°	1133.3	1107.5	1018.2	920.4	813.9	717.7	633.6	537.4	480.8	453.3	453.3
17.5°	1112.7	1064.6	958.1	824.2	702.3	578.7	460.2	372.6	328.0	312.5	312.5
20°	1080.0	1026.8	887.7	733.2	585.5	436.1	329.7	281.6	267.9	257.6	259.3
22.5°	1056.0	990.8	822.5	643.9	463.6	324.5	259.3	243.8	238.7	235.2	237.0
25°	1028.5	947.8	753.8	547.7	364.0	255.8	224.9	218.1	221.5	223.2	223.2
27.5°	1006.2	911.8	683.4	444.7	274.7	216.4	202.6	200.9	207.8	211.2	212.9
30°	990.8	879.1	614.7	350.3	219.8	192.3	185.4	185.4	194.0	197.5	199.2
32.5°	975.3	851.7	540.9	267.9	187.2	171.7	170.0	171.7	176.9	176.9	178.6
35°	980.5	825.9	470.5	216.4	168.3	158.0	158.0	158.0	159.7	161.4	161.4
37.5°	990.8	819.0	394.9	182.0	154.5	147.7	147.7	146.0	147.7	146.0	147.7
40°	1001.1	808.7	326.2	161.4	146.0	140.8	139.1	135.6	133.9	133.9	135.6
42.5°	1044.0	822.5	267.9	147.7	139.1	135.6	130.5	127.1	125.3	125.3	125.3
45°	1098.9	848.2	221.5	140.8	133.9	125.3	121.9	120.2	116.8	118.5	120.2
47.5°	1181.4	887.7	194.0	135.6	128.8	118.5	115.0	111.6	111.6	115.0	115.0
50°	1289.5	953.0	176.9	130.5	123.6	113.3	108.2	106.5	106.5	111.6	111.6
52.5°	1406.3	1028.5	170.0	128.8	118.5	108.2	103.0	101.3	101.3	108.2	108.2
55°	1523.0	1121.3	175.1	128.8	115.0	103.0	97.9	94.4	96.2	101.3	101.3
57.5°	1651.8	1220.8	200.9	128.8	111.6	101.3	94.4	89.3	91.0	92.7	92.7
60°	1792.6	1351.3	245.5	128.8	109.9	97.9	89.3	82.4	82.4	84.1	84.1
62.5°	1935.1	1480.1	309.1	130.5	111.6	96.2	82.4	75.6	73.8	75.6	75.6
65°	2122.3	1686.2	372.6	130.5	116.8	92.7	77.3	68.7	67.0	67.0	68.7
67.5°	2385.0	1833.8	288.5	125.3	120.2	92.7	72.1	63.5	60.1	60.1	60.1
70°	2245.9	1547.1	183.7	116.8	115.0	96.2	68.7	58.4	54.9	53.2	53.2
72.5°	1923.1	1238.0	147.7	109.9	106.5	94.4	65.2	54.9	49.8	48.1	48.1
75°	1541.9	977.0	128.8	99.6	92.7	79.0	60.1	49.8	46.4	42.9	42.9
77.5°	755.5	408.7	97.9	87.6	79.0	60.1	53.2	46.4	41.2	37.8	37.8
80°	188.9	142.5	72.1	68.7	58.4	46.4	42.9	39.5	36.1	32.6	32.6
82.5°	101.3	84.1	51.5	46.4	39.5	32.6	32.6	30.9	29.2	25.8	24.0
85°	51.5	49.8	34.3	30.9	25.8	20.6	22.3	22.3	20.6	15.5	15.5
87.5°	27.5	27.5	17.2	13.7	12.0	10.3	10.3	10.3	8.6	6.9	6.9
90°	0.0	0.0	0.0	0.0	0.0	0.0	0.0	0.0	0.0	0.0	0.0

(END OF REPORT)